



JAMES BARONE RACING
AFTERMARKET PARTS AND ACCESSORIES

2019+ Hyundai Veloster N
Solid Shifter Cable Transmission Bracket Bushings Installation Instructions



JAMESBARONERACING.COM


Tooling:

- ✓ Ratchet
- ✓ 10mm & 12mm deep sockets
- ✓ 6" socket extension
- ✓ Needle nose pliers
- ✓ RTV silicone (Optional)


Parts List:

- ✓ 3 male, 3 female bushings


1. Remove the engine cover by pulling up in each corner.




2. Using a pair of pliers and a 10mm socket, remove the 5 clamps securing the intake to the turbo, airbox, bypass valve hose and vacuum hoses. Remove intake hose from the vehicle.



3. Remove the 3 10mm bolts securing the airbox to the chassis and remove the airbox..




4. Remove the battery terminal covers and disconnect the battery terminals using a 10mm socket.




5. Using a 12mm socket, remove the battery hold-down bracket and remove the battery.




- Using a 10mm, 12 mm socket and a pair of needle nose pliers, remove the battery tray bolts, ECU bracket bolts and clip shown below.




- Remove the 2 connectors at the ECU. Then remove the ECU and battery tray from the vehicle.



- Using a pair of needle nose pliers, remove the clips holding the shifter cables to the shift arms. Remove the cables from their posts.



9. Remove the 3 12mm bolts securing the shifter cable bracket to the transmission.




10. Remove the 3 metal sleeves and 3 rubber bushings from the mounting bracket.




11. Install the FEMALE bushing below the bracket and the MALE bushing on the top.

- Do this slowly and one at a time. Loosely secure one at a time with a bolt removed in step 9.
- You can use some RTV silicone to glue the bottom bushing to the bracket.



12. Once all 3 have been replaced, tighten all three bolts.



13. Perform step 8 thru step 1 to complete the installation.

**Congratulations!! You've now completed the installation of
your New JBR Solid Shifter Cable Bracket Bushings!!**